

The Methyleneology Principle: How Radicals Influence the Course of Ionic Reactions

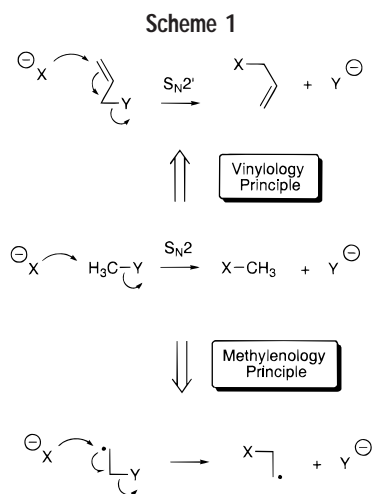
H. ZIPSE

Institut Organische Chemie, Ludwig-Maximilians
Universität München, Karlstrasse 23,
D-80333 München, Germany

Received September 10, 1998

New ways to extend the scope of known reaction mechanisms are important as a source of solving reactivity and selectivity problems in organic chemistry. One well-known method is the “vinylology principle”¹ as demonstrated for the nucleophilic substitution reaction in alkyl halides in Scheme 1, which has a vinylogous counterpart in the S_N2' reaction of allylic substrates. Numerous examples for the vinylology principle suggest that the functional groups involved in a reaction can be coupled efficiently through the π -system of a C–C double bond such that the essential characteristics of the reaction type are conserved. The question arises whether this type of coupling can also be achieved through a simple methylene group, that is, half a double bond.^{2,3} Is there a “methyleneology principle” which allows extension of, for example, the S_N2 reaction to a novel type of nucleophilic substitution reaction with concomitant 1,2-transposition of the radical center as shown in Scheme 1? It should be emphasized at this point that we are not interested here in the homolytic reactivity of open shell substrates, but are looking for S_N2 -type reactivity in appropriately substituted radicals using the radical center as a bridge between reaction centers. To test whether the methyleneology principle is broadly applicable, we will also take a look at [3,3]-sigmatropic rearrangements and *syn*-elimination reactions. Besides finding new ways for understanding the chemistry of radicals in general, the methyleneology principle also opens up the possibility of introducing reaction types known from closed shell compounds to the arena of radical chemistry. In the following we will analyze results from theoretical studies on small model systems and inspect a variety of experimental results documented in the literature to explore the scope and the limitations of the methyleneology principle.

H. Zipse is Associate Professor of Chemistry at the Ludwig-Maximilians Universität in Munich, Germany. He studied at Darmstadt, Germany, and Basel, Switzerland, with Professor B. Giese, receiving his Ph.D. in 1992. After postdoctoral work with Professor K. N. Houk at the University of California, Los Angeles, he moved to the Technische Universität Berlin in 1993. There he completed his habilitation in 1997 and moved to Munich in 1998.



An α -Radical Center Enhances Nucleophilic Substitution Reactions

Theoretical Studies. To study the influence of radical centers on nucleophilic substitution reactions, three small model systems have been investigated: the reaction of chloride anion with methyl and allyl chloride (Figure 1) and with the β -chloroethyl radical (Figure 2). The reaction type in the open shell case will be designated here as “ $S_{RN}2^c$ ” to describe a bimolecular nucleophilic substitution reaction in a radical, which occurs with overall “cine” regiochemistry.^{4,5} Even though our main interest is in the

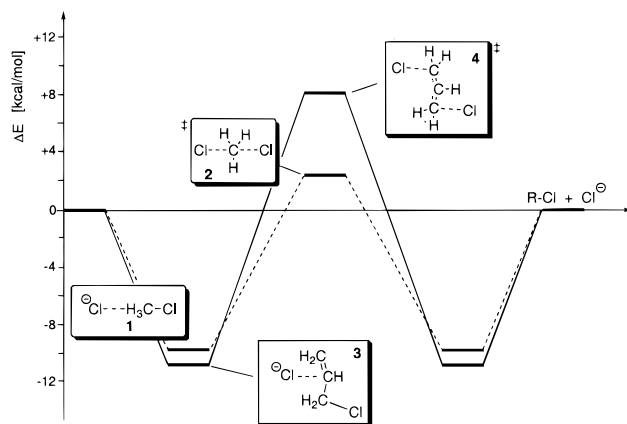


FIGURE 1. Potential energy surface for the S_N2 and S_N2' reactions as calculated at the B3LYP/6-31+G(d,p) + ΔZPE level of theory (drawn to scale).

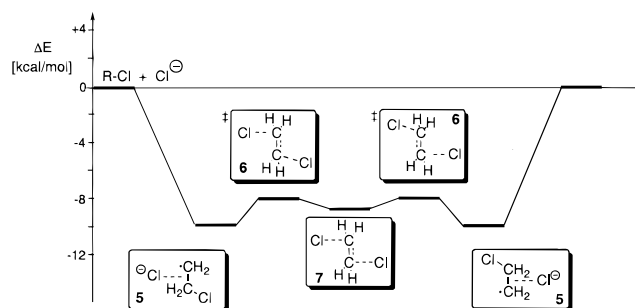
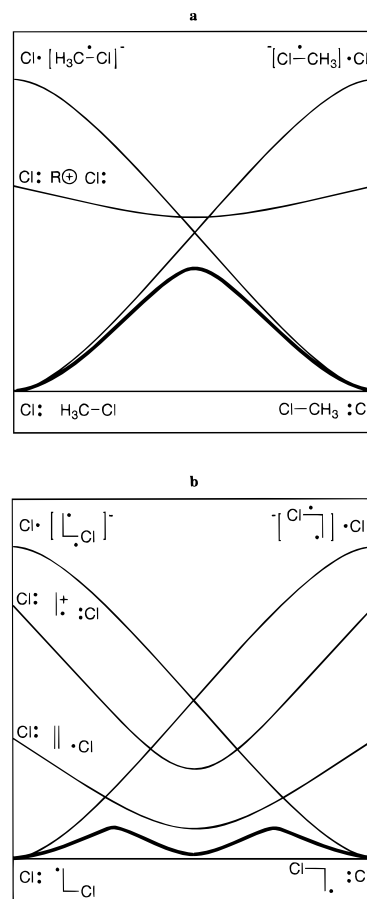


FIGURE 2. Potential energy surface for the $S_{RN}2^c$ reaction at the B3LYP/6-31+G(d,p) + ΔZPE level of theory (drawn to scale).

reaction of the open shell system, we will first calibrate our expectations on the known closed shell analogues. In agreement with experimental results a double-well-shaped potential energy surface is predicted for the gas-phase S_N2 reaction of methyl chloride with chloride by essentially all theoretical methods (Figure 1).^{4,6-8} The binding energy of the ion-dipole complex ranges around 9 kcal/mol, while the intrinsic barrier between ground-state complex **1** and transition state **2** is about 12 kcal/mol high.^{6,8} A similar potential energy surface is predicted for the S_N2' reaction with allyl chloride, but the reaction barrier amounts to $\Delta E_A = 18.2$ kcal/mol in this case.⁹ The $S_{RN}2^c$ reaction (Figure 2) also starts out forming an ion-dipole complex. The subsequent course of the $S_{RN}2^c$ reaction then deviates strongly from the two closed shell cases in that the reaction barrier is a mere 2 kcal/mol and in that structure **7** corresponds to a minimum and not a transition state.^{10,11} Minimum **7** is located just 1.1 kcal/mol below the true transition state **6**, yielding a potential energy surface characterized through three minima. In conclusion theoretical model studies predict that the introduction of a methylene group between the reaction centers of the S_N2 reaction leads to a strong reduction of the reaction barrier, while insertion of a double bond results in a significant barrier increase in the gas phase. The reduction of the barrier in the $S_{RN}2^c$ case studied here creates a potential energy surface including a symmetric intermediate in place of the S_N2 transition state.

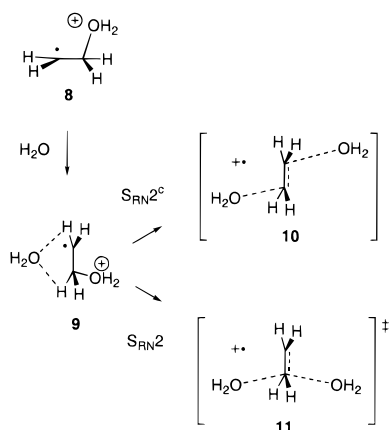
A consistent interpretation of the reaction barriers for all three reactions is possible in the framework of the valence bond curve crossing model (VBCM) by Shaik and Pross, which has been used quite successfully in the analysis of nucleophilic substitution reactions.^{12,13} In this model the reaction barrier is the result of the crossing of valence bond curves describing the reactant and the product electronic configuration as well as the mixing of the reactant and product curves with intermediate electronic configurations. For the parent S_N2 reaction investigated here, the VBCM diagram includes three VB curves (Scheme 2a). The reactant curve designated " $Cl^- CH_3-Cl$ " involves a nonpolar covalent bond between the methyl group and one chlorine atom as well as a negatively charged chloride anion. The energy of this curve is low in the reactant region but becomes less and less favorable on approaching the product region. The reverse is true for the product configuration " $Cl-CH_3 Cl^-$ ". Reactant and product configurations mix along the reaction coordinate to form the electronic ground state (shown in bold in Scheme 2). A third VB configuration designated "triple ion configuration" ($Cl^- CH_3^+ Cl^-$) must also be considered for the S_N2 reaction. This configuration becomes significant in the transition-state region, enhancing the ionic character of the transition state relative to the ground state. The S_N2 and S_N2' reactions can very well be discussed in the VBCM picture portrayed in Scheme 2a. The higher barrier computed for the S_N2' reaction is due to the additional electronic excitation necessary to promote the electrons in the allyl system from the reactant to the product electronic state.

Scheme 2



In the discussion of the $S_{RN}2^c$ reaction we again have to consider the reactant, product, and triple ion VB curves (Scheme 2b). However, the transition-state region now appears to be dominated by the low-lying "double bond" configuration, which can be described as " $Cl^- CH_2=CH_2 Cl^-$ ". That it is the double bond configuration which plays the key role here is clearly seen in the charge and spin density distribution of symmetric intermediate **7**. The spin density is more or less identical on all chlorine and carbon atoms of the system.⁴ While spin density is positioned on the carbon atoms through the reactant, product, and triple ion configurations, it is only through the double bond configuration that spin density is brought to the chlorine atoms. A comparably low weight of the triple ion configuration would also imply the charge separation to be rather small in the open shell system. Indeed, the *ab initio* results show this prediction to be true.⁴ We thus have to recognize that it is the interplay of typical S_N2 -type reactivity with a *homolytic* bond cleavage process that creates a new type of reaction! One has to keep in mind, of course, that also in open shell systems the effects of solvent and substituents can stabilize the triple ion configuration to such a degree as to render the C-X bond cleavage essentially heterolytic. An $S_{RN}1$ -type reaction involving a radical cation intermediate would then result. Not in all polar reactions will the double bond configuration be favorable enough as to force formation of a reaction intermediate. In other cases, in which the double

Scheme 3



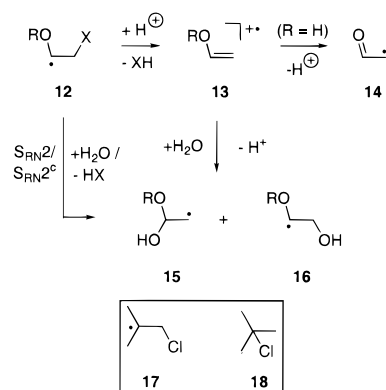
bond configuration is only modestly favorable, it will mix into the transition state of the concerted process and thereby lower the barrier.

In conclusion there is ample evidence from theoretical studies that nucleophilic substitution processes in radicals will face much lower barriers than in closed shell systems. This barrier lowering is the consequence of the mixed homolytic/heterolytic character of the dissociation process in open shell systems.

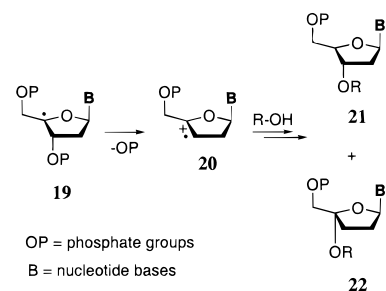
Experimental Examples. Numerous examples exist for the gas-phase reaction of nucleophiles with β -distonic radical cations such as **8** (Scheme 3).¹⁴ Experimental gas-phase studies have shown that reaction of **8** with water or acetonitrile molecules leads to rapid displacement of the water molecule bound in **8**. The displacement process is much more efficient than proton transfer, which dominates the gas-phase chemistry of protonated ethanol, the corresponding closed shell counterpart. How competitive proton transfer is relative to the substitution process through transition states such as **10** or **11** depends, among others, on the attacking nucleophile as well as the leaving group.¹⁵ Many more examples, in which nucleophilic substitution dominates, are known. Unfortunately, it is not possible from the presently available results to clearly identify the substitution reactions as being of the $S_{RN}1$, $S_{RN}2$, or $S_{RN}2^c$ type.

Radical-induced polar substitution and elimination reactions in polar media such as water have long been known^{16–18} for radicals bearing α -alkoxy substituents such as hydroxy or methoxy and with leaving groups $X = \text{halide}$, phosphate, or sulfate. The proposed mechanism for these reactions (Scheme 4) starts out with radical **12** and involves proton-catalyzed loss of the anionic leaving group under formation of alkene radical cation **13**. In the presence of α -hydroxy substituents, rapid deprotonation occurs to give radical **14**. In competition with this process, water addition to radical cation **13** yields the radicals **15** and **16**. Formation of **15** and **16** through a concerted $S_{RN}2$ or $S_{RN}2^c$ process seems less likely, but cannot be rigorously excluded since **13** is usually not detected. An estimate for the increase in speed of the $C-X$ bond heterolysis caused by the neighboring radical center can be obtained by comparing the activation energy for hydrolysis of **17** (+9

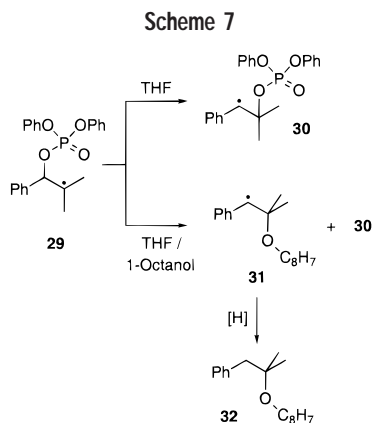
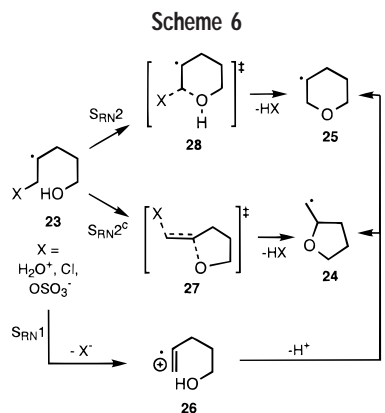
Scheme 4



Scheme 5



± 1 kcal/mol) with that for **18** (+22 kcal/mol).^{16c} The difference of 13 kcal/mol found here favoring the open shell system is accidentally very close to the theoretically derived difference in activation energies of ca. 12 kcal/mol for substitution in systems **1** and **5**. The high rate of solvolysis observed for β -phosphatoxy alkyl radicals^{16,17} has important consequences for the interpretation of the chemistry of DNA radicals. One major pathway that has been identified for radicals located at the C4' position of DNA or oligonucleotides such as **19** involves substitution of the 3'-phosphate group (Scheme 5).^{17,18} Heterolytic fragmentation of the C3'-O bond leads to formation of alkene radical cation **20**, which is subsequently trapped by solvent and reduced to form the isolable products **21** and **22**. This $S_{RN}1$ -type mechanism is supported by photocurrent measurements, by trapping of intermediate **20** with allylic alcohols, by the large influence of the 3'-phosphate protecting groups on the fragmentation rate, and, most recently, by CIDNP measurements.¹⁹ Somewhat surprising is the face selectivity for trapping of intermediate **20**, which occurs exclusively anti to the nucleotide base **B** in the case of methanol.^{16b} This result would be much more in line with active involvement of the nucleotide base in the sense that C-O bond cleavage is associated with bond formation between the radical cation and the base. Reaction with solvent would then lead to products **21** and **22** through $S_{RN}2$ and $S_{RN}2^c$ processes. Another example for radical-enhanced nucleophilic substitution is the intramolecular cyclization of radical cation **23**, which yields mainly radical **24** and only a small amount of radical **25** (Scheme 6).²⁰ Conceivable reaction pathways include a stepwise $S_{RN}1$ -type mechanism through radical cation **26** as well as the concerted $S_{RN}2^c/S_{RN}2$ alternatives through

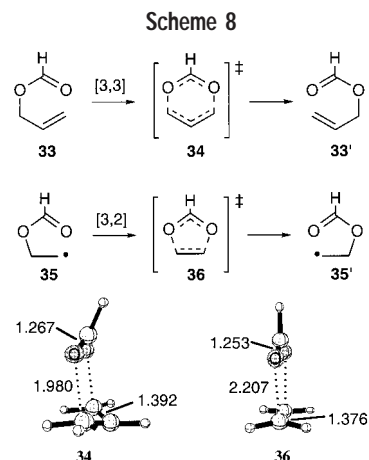


transition states **27** and **28**, respectively. In their discussion, the authors favor the concerted mechanisms and speculate that “the incipient radical-cation may not even have become a discrete species”, but the experimental evidence is not sufficient to exclude either the $S_{RN}1$ or the $S_{RN}2/S_{RN}2^c$ pathway. One very recent example for a nucleophilic substitution process in open shell systems has been noted for β -phosphatoxy radical **29**, which rapidly rearranges to the benzylic radical **30** in a variety of solvents (Scheme 7).²¹ Addition of small amounts of 1-octanol leads to the formation of a second benzylic radical **31**, which potentially derives from radical **29** through an $S_{RN}2^c$ process. Time-resolved measurements indicate that the rate of appearance of benzylic radicals is directly proportional to the concentration of 1-octanol, thus excluding C–O bond heterolysis in **29** as the rate-limiting step. A preparative scale experiment in octanol as the solvent and using thiols as hydrogen donors yields ether **32** in 60% yield.

A clear distinction between stepwise or concerted processes cannot be made in many of the experimental studies cited above, and unequivocal experimental evidence for the $S_{RN}2^c$ reaction mechanism is still lacking. There is, however, no doubt about the strong acceleration radical centers provide to ionic substitution processes in general.

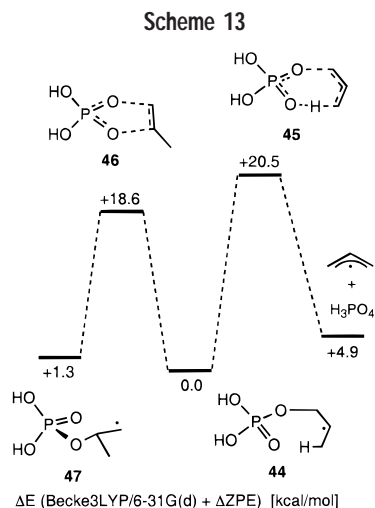
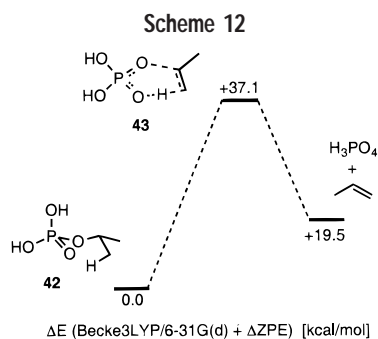
Acyloxy Rearrangements Proceed More Readily in Radicals Than in Closed Shell Molecules

General Aspects. Rearrangement reactions involving the translocation of acyloxy groups are known in closed^{22,23}

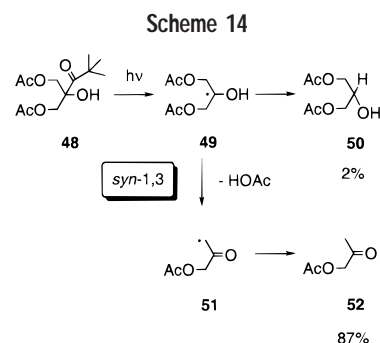


and open^{17,24–26} shell compounds. Both open and closed shell reactions have commonly been considered to be sigmatropic rearrangements (Scheme 8). The closed shell [3,3]-sigmatropic rearrangement in allylic esters has been studied in the gas^{22b} as well as the condensed phase. The gas-phase barriers for a number of differently substituted systems range from 35 to 39 kcal/mol. The solution-phase reaction occurs more rapidly in more polar solvents than in less polar ones and shows acid catalysis. Experiments involving labeled carboxylates hint to a mainly intramolecular process. Activation barriers for the open shell [3,2]-acyloxy rearrangement in nonpolar solution range from 9 to 18 kcal/mol, the lowest values being found in highly substituted carbohydrate radicals.^{17,25} The reaction shows moderate solvent effects in organic media, but proceeds much more rapidly in water.²⁵ Various experiments indicate the concerted, intramolecular nature of this reaction. Ab initio calculations²⁷ on the parent systems for both reaction types **33** and **35** are in full accord with the large barrier difference between the [3,3]- and [3,2]-rearrangement reactions and the concerted nature found experimentally. All theoretical methods considered predict the barrier for rearrangement of **35** to be lower than that for **33** by at least 22 kcal/mol.^{27b}

Is the dramatic change in barrier height associated with a change in mechanism? According to the ab initio studies, both reactions proceed through single transition structures (Scheme 8) from reactants to products. Most remarkably, the relative orientation of the carboxylate and alkyl groups precludes efficient overlap of the carboxylate group π -system and the π -systems of the allyl (in **34**) or ethylene (in **36**) fragment. The orbitals actively involved in the bond-making/breaking process in **35** are the carbonyl lone pair pointing toward the radical center, the singly occupied orbital, and the C–O bond linking the carboxylate group to the alkyl moiety. On the basis of these observations, both reactions should better be understood as intramolecular nucleophilic substitution reactions, in which the carboxylate group functions as the nucleophile as well as the leaving group. The rearrangement **33** \rightarrow **34** \rightarrow **33'** is then nothing else but an intramolecular $S_{N}2'$ reaction, and the rearrangement **35** \rightarrow **36** \rightarrow **35'**, its methylenologic counterpart, the intramolecular $S_{RN}2^c$ reaction. The appropriate VBCM model for the closed shell



phatoxy)prop-1-yl radical **44**.²⁹ These small systems are models for biologically interesting organophosphates such as DNA or RNA building blocks or phospholipids. The *syn*-[1,2]-elimination of phosphate from **42** leads through transition state **43** to phosphoric acid and propene in a concerted fashion (Scheme 12). The high reaction barrier of 37.1 kcal/mol at the Becke3LYP/6-31G(d) level of theory is close to the experimentally determined “effective” activation barrier of 40 kcal/mol for elimination of butene from tri-*sec*-butyl phosphate.³⁰ Much like in other *syn*-elimination transition states,³¹ the C–O bond in **43** is almost completely broken and the phosphate group carries a significant negative charge of $-0.18e$ (including the migrating proton). In the open shell system **44** the *syn*-elimination occurs through transition state **45** to yield phosphoric acid and the allyl radical (Scheme 13). The reaction barrier for this step is +20.5 kcal/mol, significantly lower than for the elimination in the closed shell model system. The open shell transition structure **45** is similar to the closed shell transition structure **43** in that the C–O bond is almost completely broken and the phosphate group carries a significant negative charge of $-0.14e$ (including the migrating proton). Considering the significantly different barriers and the fact that the phosphate group bridges across a C2-unit in **43** but a C3-unit in **45**, this similarity is quite surprising. *Syn*-elimination of phosphate from **44** competes with other low-barrier processes such as the 1,2-phosphatoxy migration through transition state **46**, yielding the primary radical **47**. Transition state **46** shows that esters of inorganic acids can also



engage in the [3,2]-acyloxy rearrangement discussed before for organic esters.

On the basis of theoretical results, one can conclude that the methylenology principle is also applicable to *syn*-elimination reactions. As was observed already in substitution and acyloxy rearrangement reactions, the reaction barriers are again much lower in the open than in the closed shell cases. There is, however, significant similarity between the open and closed shell systems in terms of transition-state structure and charge distribution.

Experimental Examples. Given that phosphatoxy alkyl radicals such as **44** occur frequently as substructures of DNA and RNA radicals, signs of the concerted *syn*-[1,3]-elimination should surface in the chemistry of these reactive intermediates.^{16,18,32,33} Most of the experimental results can, however, be explained assuming radical-induced heterolytic C–O bond fragmentation as the dominating process. The only experimental indication for the existence of *syn*-[1,3]-elimination reactions has been found in the chemistry of model systems for lipid radicals by Giese et al. (Scheme 14).³⁴ Photolysis of ketone **48** yields only minor amounts of the direct trapping product **50**. The main product **52** is obtained from intermediate radical **49** through elimination of acetic acid. Solvent effect data as well as theoretical results support together with rate constant measurements the *syn*-[1,3]-elimination mechanism as the most likely pathway for this process. A similar mechanistic picture has also been described for the elimination of phosphoric acids from phospholipids. The *syn*-[1,3]-elimination might also be responsible for the rapid elimination of phosphoric acid from substituted derivatives of radical **29** (Scheme 7).²¹

Limitations of the Methyleneology Principle

Whether “methylenologous” variants of a given closed shell reaction mechanism can be observed experimentally depends not only on the rates of the modified process but also on the rates of competing processes. This is the main reason polar reactions in radicals are rarely observed. At least for synthetic purposes, most radicals are generated in chain processes. All elementary steps involved in a chain process have to occur at certain minimum rates for the chain to carry on.³⁵ Processes that are too slow will simply not be observed. The surprisingly large number of examples for elimination and substitution reactions observed in radicals of biochemical substrates can be well understood in this context as these radicals are usually

generated in a nonchain fashion. The main challenge in putting radical-induced polar reactions to work for synthetic purposes will be to either find polar processes that beat the chain or find well-working nonchain methods for radical generation and capture. A second limitation of the methylenology principle is that the newly predicted reactions might be too slow to compete with "normal" homolytic processes.

Conclusions

Using nucleophilic substitution reactions, acyloxy rearrangements, and elimination reactions as examples, we have investigated here the scope and the limitations of the methylenology principle. We have accumulated strong theoretical evidence for two new reaction types: the $S_{RN}2^c$ substitution reaction and the *syn*-[1,3]-elimination reaction. The existence of these new reaction types is also supported by some experimental evidence. In all three reactions studied here, theoretical and experimental evidence hints to considerable mechanistic analogies between the "methylenologic" variants of the reactions types, despite the fact that reaction barriers are dramatically lower in open than in closed shell systems. These results suggest that the methylenology principle can be applied to at least those reaction types, which show substantial charge separation along the reaction pathway. The root cause of significantly lower barriers of polar processes in open shell systems is the interplay of homolytic and heterolytic bond cleavage processes. The limits of this new principle are reached where "normal" homolytic reactivity wins out over radical-accelerated polar reactivity.

I am grateful to Professor H. Schwarz (Berlin) for continuous support of this project and to Professors A. L. J. Beckwith (Canberra), D. Crich (Chicago), D. Curran (Pittsburgh), B. Giese (Basel), M. Newcomb (Detroit), and S. Shaik (Jerusalem) for many suggestions and discussions. I thank the Deutsche Forschungsgemeinschaft and the VW-Stiftung for support of some of the projects described in this Account and the Lise Meitner-Minerva Center for Computational Quantum Chemistry (Hebrew University-Technion) for supporting a visit to Israel, during which this Account was put into its final form.

References

- (1) (a) March, J. *Advanced Organic Chemistry*, 3rd ed.; Wiley: New York, 1995. (b) Bruneau, P.; Taylor, P. J.; Wilkinson, A. J. The Tautomerism of Indazoline in Aqueous Solution. A Note on the 'Principle of Vinylogy'. *J. Chem. Soc., Perkin Trans. 2* **1996**, 2263.
- (2) See also the "Methinylogie" principle in (a) Reichardt, C.; Mormann, W. γ -Formyl-Tetramethinmerocyanin-, γ -Formyl-Pentamethincyanin- und [2.2.2]Heptamethincyanin-Farbstoffe. *Chem. Ber.* **1972**, 105, 1815. (b) Allmann, R.; Grahn, W.; Knecht, J.; Kucharczyk, D.; Reichardt, C. Über die Konformation Trinuclearer [2.2.2]Heptamethindiumcyaninfarbstoffe mit Indolin-Endgruppen. *Chem. Ber.* **1985**, 118, 1295.
- (3) See "carbonologues" in Biali, S. E.; Rappoport, Z. Stable Simple Enols. 3. Static and Dynamic NMR Behavior of Crowded Triarylethanols and Related Compounds. Three-Ring-Flip as the Threshold Mechanism for Enantiomerization of Crowded Triarylvinyl Propellers. *J. Am. Chem. Soc.* **1984**, 106, 477.
- (4) Zipse, H. Application of the Methylenology Principle to Substitution Reactions—A Theoretical Study *J. Chem. Soc., Perkin Trans. 2* **1997**, 2691.
- (5) Bunnett, J. F.; Zahler, R. E. Aromatic Nucleophilic Substitution Reactions. *Chem. Rev.* **1951**, 49, 273.
- (6) Tucker, S. C.; Truhlar, D. G. A Six-Body Potential Energy Surface for the S_{N2} Reaction $Cl^-(g) + CH_3Cl(g)$ and a Variational Transition-State-Theory Calculation of the Rate Constant. *J. Am. Chem. Soc.* **1990**, 112, 3338.
- (7) Olmstead, W. N.; Brauman, J. I. Gas-Phase Nucleophilic Displacement Reactions. *J. Am. Chem. Soc.* **1977**, 99, 4219.
- (8) Barlow, S. E.; Van Doren, J. M.; Bierbaum, V. M. The Gas-Phase Displacement Reaction of Chloride Ion with Methyl Chloride as a Function of Kinetic Energy. *J. Am. Chem. Soc.* **1988**, 110, 7240.
- (9) (a) Houk, K. N.; Paddon-Row, M. N.; Rondan, N. G. The Origin of *Syn*-Stereoselectivity in the S_{N2}' reaction. *J. Mol. Struct.* **1983**, 103, 197. (b) Bach, R. D.; Wolber, G. J. Stereochemistry of the Concerted S_{N2}' Reaction of 3-Chloropropene: A Theoretical Study. *J. Am. Chem. Soc.* **1985**, 107, 1352. (c) Borrmann, T.; Stohrer, W.-D. What Governs the Stereochemistry of the S_{N2}' -Reaction. *Liebigs Ann. Chem.* **1996**, 1593.
- (10) Zipse, H. Open Shell Analogues of Closed Shell Reaction Paths: The $S_{RN}2'$ -Case. *J. Am. Chem. Soc.* **1994**, 116, 10773.
- (11) Zipse, H. The $S_{RN}2$ Pathway—A Mechanistic Alternative for Radicals in Protic Media? *Angew. Chem., Int. Ed. Engl.* **1994**, 33, 1985.
- (12) (a) Shaik, S. S.; Schlegel, H. B.; Wolfe, S. *Theoretical Aspects of Physical Organic Chemistry—The S_{N2} Mechanism*; J. Wiley & Sons: New York, 1992. (b) Pross, A. *Theoretical and Physical Principles of Organic Reactivity*; J. Wiley & Sons: Chichester, 1995. (c) Shaik, S. S.; Duzy, E.; Bartuv, A. The Quantum Mechanical Resonance Energy of Transition States. An Indicator of Transition State Geometry and Electronic Structure. *J. Phys. Chem.* **1990**, 94, 6574. (d) Shaik, S.; Reddy, A. C. Transition States, Avoided Crossing States and Valence-Bond Mixing: Fundamental Reactivity Paradigms. *J. Chem. Soc., Faraday Trans.* **1994**, 90, 1631.
- (13) Shaik, S. S.; In *New Theoretical Concepts for Understanding Organic Reactions*; Bertrán, J., Csizmadia, I. G., Hrsg.; Kluwer Academic Publishers: Dordrecht, The Netherlands, 1989; pp 165–217.
- (14) (a) Stirk, K. M.; Kiminkinen, L. K.; Kenttämaa, H. Ion-Molecule Reactions of Distic Radical Cations. *Chem. Rev.* **1992**, 92, 1649. (b) Smith, R. L.; Chou, P. K.; Kenttämaa, H. Structure and Reactivity of Selected Distic Radical Cations. In *The Structure and Dynamics of Organic Ions*; Baer, T., Ng, C. Y., Powis, I., Eds.; Wiley & Sons: New York, 1996.
- (15) Zipse, H. The Addition of Water to Ethylene Radical Cation—A Good Model System for the Reaction of Alkene Radical Cations with Nucleophiles? *J. Am. Chem. Soc.* **1995**, 117, 11798.
- (16) (a) Gilbert, B. C.; Larkin, J. P.; Norman, R. O. C. ESR Studies. Part XXXII. Evidence for Heterolytic and Homolytic Transformations of Radicals from 1,2-Diols and Related Compounds. *J. Chem. Soc., Perkin*

- Trans.* **2** **1972**, 794. (b) Behrens, G.; Koltzenburg, G.; Ritter, A.; Schulte-Frohlinde, D. The influence of protonation or alkylation of the phosphate group on the e.s.r. spectra and on the rate of phosphate elimination from 2-methoxyethylphosphate-2-yl radical. *Int. J. Radiat. Biol.* **1978**, *33*, 163. (c) Koltzenburg, G.; Behrens, G.; Schulte-Frohlinde, D. Fast Hydrolysis of Alkyl Radicals with Leaving Groups in the β -Position. *J. Am. Chem. Soc.* **1982**, *104*, 7311. (d) Steenken, S.; Davies, M. J.; Gilbert, B. C. Pulse Radiolysis and ESR Studies of the Dehydration of Radicals from 1,2-Diols and Related Compounds. *J. Chem. Soc., Perkin Trans. 2* **1986**, 1003.
- (17) Beckwith, A. L. J.; Crich, D.; Duggan, P. J.; Yao, Q. Chemistry of β -(Acyloxy)alkyl and β -(Phosphatoxy)alkyl Radicals and Related Species: Radical and Radical Ionic Migrations and Fragmentations of Carbon–Oxygen Bonds. *Chem. Rev.* **1997**, *97*, 3273.
- (18) (a) Behrens, G.; Koltzenburg, G.; Schulte-Frohlinde, D. Model Reactions for the Degradation of DNA-4' Radicals in Aqueous Solution. Fast Hydrolysis of α -Alkoxyalkyl Radicals with a Leaving Group in β -Position Followed by Radical Rearrangement and Elimination Reactions. *Z. Naturforsch. C* **1982**, *37*, 1205. (b) Giese, B.; Beyrich-Graf, X.; Burger, J.; Kesselheim, C.; Senn, M.; Schäfer, T. Zum Mechanismus des anaeroben, radikalinduzierten DNA-Strangbruches. *Angew. Chem.* **1993**, *105*, 1742. (c) Giese, B.; Erdmann, P.; Göbel, T.; Petretta, M.; Schäfer, T.; von Raumer, M. Heterolytic C,O–Bond Cleavage of 4'-Nucleotide Radicals. *Tetrahedron Lett.* **1994**, *35*, 2683.
- (19) Gugger, A.; Batra, R.; Rzedek, P.; Rist, G.; Giese, B. Spectroscopic Evidence for a Radical Cation as Intermediate in a Model Reaction of the 4'-DNA Radical Strand Cleavage. *J. Am. Chem. Soc.* **1997**, *119*, 8740.
- (20) Davies, M. J.; Gilbert, B. C. ESR Studies. Part 68. Addition versus Overall One-Electron Abstraction in the Oxidation of Alkenes and Dienes by $\text{SO}_4^{\cdot-}$, $\text{Cl}_2^{\cdot-}$, and $\cdot\text{OH}$ in Acidic Aqueous Solution. *J. Chem. Soc., Perkin Trans. 2* **1984**, 1809.
- (21) Choi, S.-Y.; Crich, D.; Horner, J. H.; Huang, X.; Martinez, F. N.; Newcomb, M.; Wink, D. J.; Yao, Q. Absence of Diffusively Free Radical Cation Intermediates in Reactions of β -(Phosphatoxy)alkyl Radicals. *J. Am. Chem. Soc.* **1998**, *120*, 211.
- (22) (a) Braude, E. A.; Turner, D. W.; Waight, E. S. Anionotropic Systems. Part V. A Kinetic Investigation of the Rearrangement of 1-Phenylallyl Esters in Non-Aqueous Solvents. *J. Chem. Soc.* **1958**, 2396. (b) Lewis, E. S.; Hill, J. T.; Newman, E. R. Rearrangement of Esters in the Gas Phase. II. Substituent Effects on the Rate of Isomerization of Allylic Esters. *J. Am. Chem. Soc.* **1968**, *90*, 662.
- (23) Pocker, Y. Intermediates in Allylic Rearrangements. Part I. The Anionotropy of 1- and 3-Phenylallyl *p*-Nitrobenzoate. *J. Chem. Soc.* **1958**, 4318.
- (24) (a) Tanner, D. D.; Law, F. C. P. Free-Radical Acetoxy Group Migration. *J. Am. Chem. Soc.* **1969**, *91*, 7535. (b) Surzur, J. M.; Teissier, P. C. R. Addition radicalaire d'Esters sur les alcools éthyléniques. *C. R. Acad. Sci., Ser. C, Paris* **1967**, *264*, 1981.
- (25) (a) Barclay, L. R. C.; Luszyk, J.; Ingold, K. U. Mechanism of Rearrangement of β -(Acyloxy)alkyl Radicals. *J. Am. Chem. Soc.* **1984**, *106*, 1793. (b) Beckwith, A. L. J.; Duggan, P. J. The Mechanism of the β -(Acyloxy)alkyl Radical Rearrangement: Substituent and Solvent Effects. *J. Am. Chem. Soc.* **1996**, *118*, 12838. (c) Beckwith, A. L. J.; Duggan, P. J. The Mechanism of the β -Acyloxyalkyl Radical Rearrangement. Part 2: β -Acyloxytetrahydropyranyl Radicals. *J. Chem. Soc., Perkin Trans. 2* **1993**, 1673. (d) Korth, H.-G.; Sustmann, R.; Gröniger, K. S.; Leising, M.; Giese, B. 1,2-Acyloxy Migration in Pyranosyl Radicals. *J. Org. Chem.* **1988**, *53*, 4364.
- (26) (a) Crich, D.; Yao, Q.; Filzen, G. F. Chemistry of β -(Phosphatoxy)alkyl and β -(Acyloxy)alkyl Radicals. Migration Reactions: Scope and Stereoselectivity of β -(Phosphatoxy)alkyl Rearrangement. Mechanism of β -(Phosphatoxy)alkyl and β -(Acyloxy)alkyl Migration. *J. Am. Chem. Soc.* **1995**, *117*, 11455. (b) Crich, D.; Filzen, G. F. An ^{18}O -Labelling Study of the β -(Nitro)alkyl and β -(Trifluoroacetoxy)alkyl Radical Migrations: Further Examples of a 1,2-Shift Mechanism. *J. Org. Chem.* **1995**, *60*, 4834. (c) Crich, D.; Yao, Q. The β -(Phosphatoxy)alkyl and β -(Acyloxy)alkyl Radical Rearrangements: Evidence for a Non-Dissociative Mechanism. *J. Am. Chem. Soc.* **1994**, *116*, 2631.
- (27) (a) Saebo, S.; Beckwith, A. L. J.; Radom, L. Mechanism of 1,2-Migration in β -(Acyloxy)alkyl Radicals. *J. Am. Chem. Soc.* **1984**, *106*, 5119. (b) Zipse, H. Acyloxy-Shifts in Open and Closed Shell Systems—Intramolecular Nucleophilic Substitution Reactions in Disguise. *J. Chem. Soc., Perkin Trans. 2* **1996**, 1797. (c) Zipse, H. 1,2-Acyloxy Shifts in Radicals—A Computational Investigation of Substituent and Solvent Effects. *J. Am. Chem. Soc.* **1997**, *119*, 1087.
- (28) Lacote, E.; Renaud, P. Beschleunigung der radikalischen 1,2-Acyloxyverschiebung (Surzur-Tanner-Umlagerung) durch Komplexbildung mit Lewis-Säuren. *Angew. Chem.* **1998**, *110*, 2369.
- (29) Zipse, H. Computational Insight into the Chemistry of β -(Phosphatoxy)alkyl Radicals: [3,2]- and [1,2]-Phosphatoxy Rearrangements and a New Pathway for *syn*-Elimination of Phosphate. *J. Am. Chem. Soc.* **1997**, *119*, 2889.
- (30) Higgins, C. E.; Baldwin, W. H. The Thermal Decomposition of Tri-*sec*-Butyl Phosphate. *J. Org. Chem.* **1968**, *33*, 1065.
- (31) Erickson, J. A.; Kahn, S. D. Theoretical Studies of Thermal *Syn*-Elimination Reactions. The Relative Rates of Ethyl Formate, Ethyl Xanthate, and Ethyl Phosphinate Elimination. *J. Am. Chem. Soc.* **1994**, *116*, 6271.
- (32) (a) Stubbe, J.; Kozarich, J. Mechanism of Bleomycin-Induced DNA Degradation. *Chem. Rev.* **1987**, *87*, 1107. (b) Goldberg, I. H. Mechanism of Neocarzinostatin Action: Role of DNA Microstructure in Determination of Chemistry of Bistranded Oxidative Damage. *Acc. Chem. Res.* **1991**, *24*, 191. (c) Breen, A. P.; Murphy, J. A. Reactions of Oxy Radicals with DNA. *Free Radical Biol. Med.* **1995**, *18*, 1033.
- (33) (a) Peukert, S.; Giese, B. Radical-Induced $\text{S}_{\text{N}}1$ Substitution Reactions. *Tetrahedron Lett.* **1996**, *37*, 4365. (b) Giese, B.; Burger, J.; Kang, T. W.; Kesselheim, C.; Wittmer, T. Model Studies on the Radical Induced DNA Strand Cleavage. *J. Am. Chem. Soc.* **1992**, *114*, 7322.
- (34) Müller, S. N.; Batra, R.; Senn, M.; Giese, B.; Kisel, M.; Shadyro, O. Chemistry of C-2 Glycerol Radicals: Indications for a New Mechanism of Lipid Damage. *J. Am. Chem. Soc.* **1997**, *119*, 2795.
- (35) Giese, B. Synthesis with Radicals—C–C Bond Formation via Organotin and -mercury Compounds. *Angew. Chem., Int. Ed. Engl.* **1985**, *24*, 553.

AR980035S